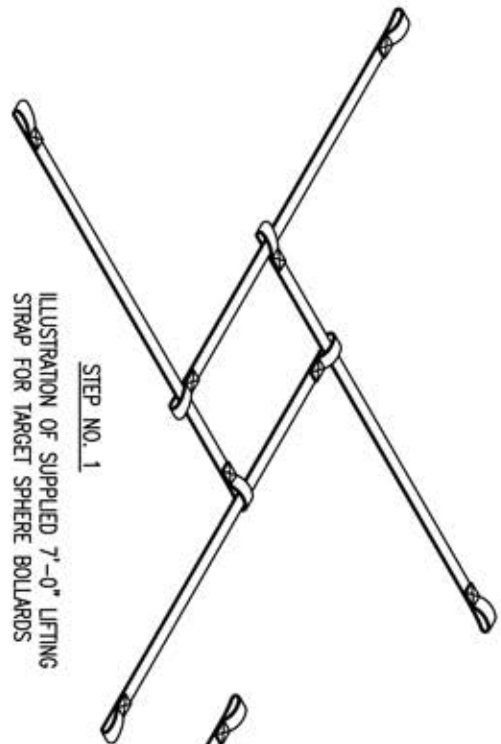
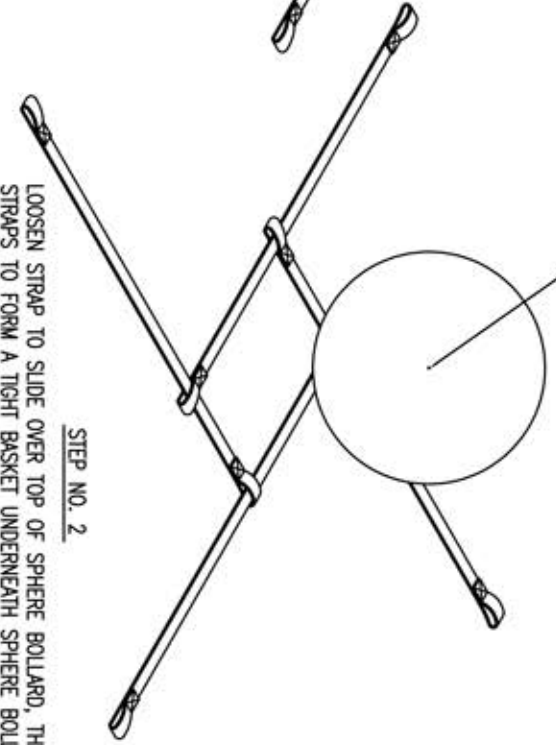


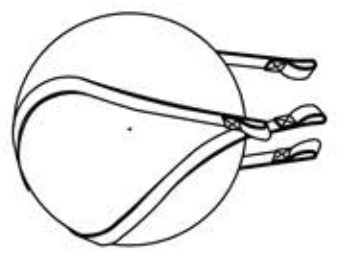
30" TARGET SPHERE BOLLARD



STEP NO. 1
ILLUSTRATION OF SUPPLIED 7'-0" LIFTING STRAP FOR TARGET SPHERE BOLLARDS



STEP NO. 2
LOOSEN STRAP TO SLIDE OVER TOP OF SPHERE BOLLARD, THEN TIGHTEN ALL STRAPS TO FORM A TIGHT BASKET UNDERNEATH SPHERE BOLLARD



STEP NO. 3
LIFT BOLLARD WITH ALL (4) LIFT EYES EQUALLY SPACED - LOOSEN STRAPS TO REMOVE AFTER INSTALLATION

CONFIDENTIAL INFORMATION
This drawing, specification and the other information and documents accompanying them are the confidential and proprietary property of Wausau, Inc. The drawings themselves shall belong to the owner for use only on the project. Any additional use and requires the prior written approval of Wausau, Inc. The proprietary information contained within the drawings and the documents is and shall remain the sole property of Wausau, Inc.

DISCLAIMER: SPHERE STRAP (EB6108) IS PROVIDED FOR HANDLING AND PLACEMENT OF TARGET SPHERES ONLY. ALL OTHER USES ARE NOT AUTHORIZED.



REVISIONS					DRAWN BY		JOB TARGET LIFTING STRAP - ITEM #EB6108		MATERIAL	
NO.	DATE	BY	NO.	DATE	BY	TITLE	JOB NO.	WEIGHT	FINISH OPTIONS	DWG. NO.
1	3/26/07	CJA	4			SLING		N/A		
2	6/6/07	CJA	5			SCALE 1/8" = 1"				
3			6			LOCATION WAUSAU, WI.				006-2-36

UNLESS OTHERWISE SPECIFIED DIMENSIONS ARE IN INCHES ANGLES ±0.5°
2 PL ±0.01 3 PL ±0.005

DATE 02/06/06