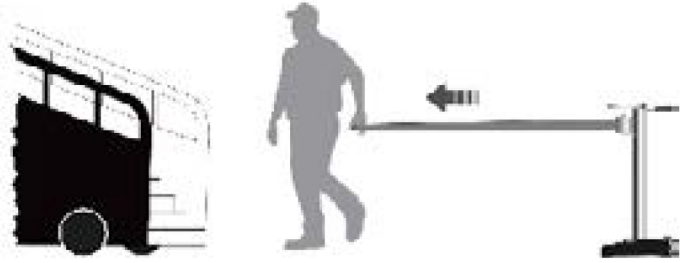



JetTrac[®] User Guide



1. Transport the JetTrac by tilting it back on its wheels and pushing it towards its destination. Do not pull the JetTrac.



2. Pull the belt out with gentle, even resistance.




3. Loop the belt end through a stationary object and secure the belt end back onto itself to create a temporary barricade.



4. When finished, hold the belt end during retraction with gentle, even resistance.



5. **DO NOT** drag the JetTrac after securing the belt end.



6. **DO NOT** release the belt end with unassisted retraction. **DO NOT** drop the belt end.