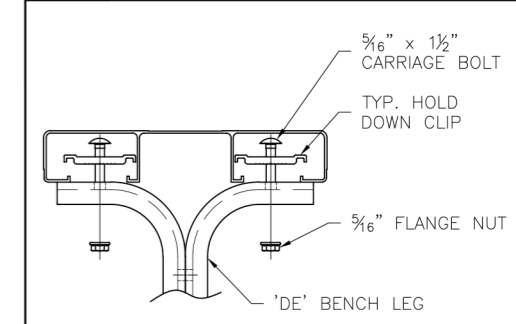
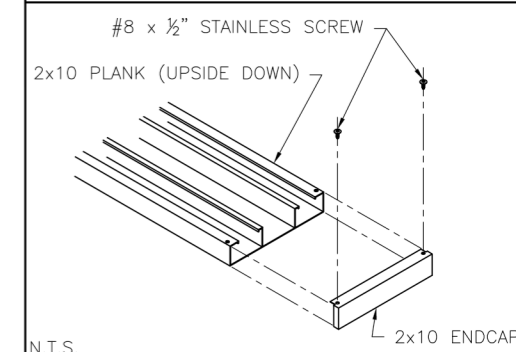


① TYP. 2x10 PLANK ATTACHMENT



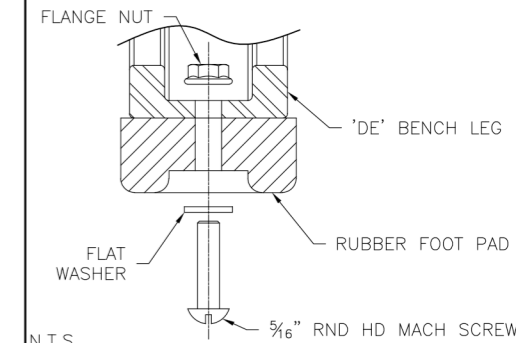
N.T.S.

② TYP. 2x10 ENDCAP ATTACHMENT



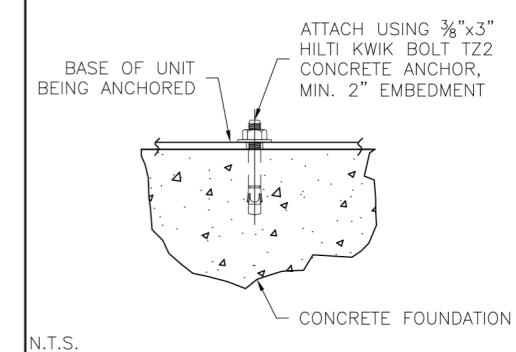
N.T.S.

③ RUBBER FOOT PAD ATTACH. DETAIL



N.T.S.

④ WEDGE ANCHOR DETAIL - 3"



N.T.S.

This drawing and all information contained herein is the property of NATIONAL RECREATION SYSTEMS, INC. and is not to be reproduced without the express written permission of this manufacturer. We assume no responsibility for unauthorized use of this drawing. NATIONAL RECREATION SYSTEMS, INC. is not responsible for local permits and occupancy requirements.		MODEL: BE-DE01500
DESCRIPTION: 15'-0" DE BENCH ASSEMBLY		
DRAWN BY: BMP	DATE: 6/8/22	REVISION: 0
SCALE: N.T.S.	SHEET NUMBER: BA.1	